



**Auto-Sleepers**  
MOTORHOMES OF EXCELLENCE

## The Cotswold Range

Auto-Sleepers proudly present the new Cotswold range.

All models within the range have been designed using the latest technology and an industry renowned Research & Development team to showcase an all new appearance. A completely redesigned and modernised exterior is complimented by all-new layouts.

The Cotswold model comes as a 4 berth luxury low profile on the long wheelbase Peugeot chassis. The interior incorporates a fixed rear corner bed with either a two belted forward facing passenger seat or twin bench seats that convert into a second double bed.

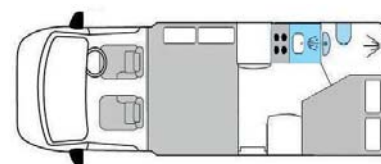
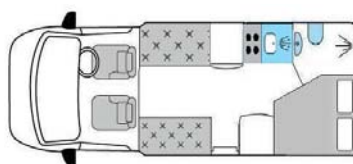
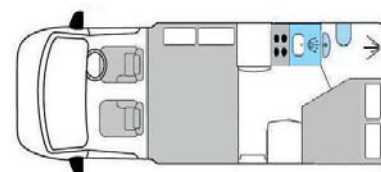
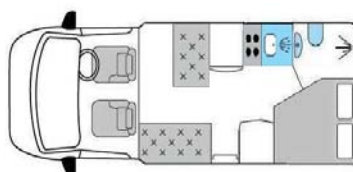
The Cotswold EB is a luxury 2 berth low profile on a long wheelbase Peugeot chassis with an end bathroom. The twin bench seat layout allows for the option of both two single beds or a double.

The Cotswold range is presented with an exceedingly high specification that includes all the popular and desirable features such as an Awning, Flatscreen TV, Reversing camera, Microwave as well as an external gas tank, Skyview over cab area, 150ltr full height fridge freezer, Webasto 4kw heating system and Security Safe, plus many others as standard.

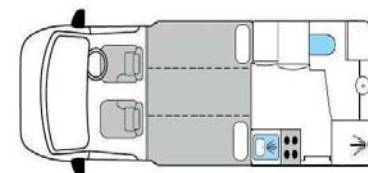
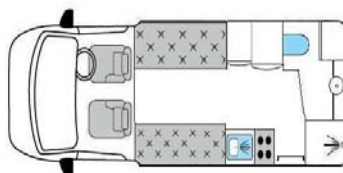
Hand crafted with care and built to last, this new range has luxury in its very essence whilst maintaining all the charm of a traditional Auto-Sleepers motorhome.



**Cotswold**



**Cotswold EB**



### Key Features

- Peugeot Long Wheel Base chassis
- Powerful 130bhp turbo diesel engine
- Webasto Heating system
- Skyview over cab
- External Gas tank
- 150L full height fridge freezer
- Awning
- Reversing Camera
- Microwave
- 15" Flatscreen TV
- LED lighting

	COTSWOLD	COTSWOLD EB
<b>Chassis specification</b>		
Peugeot LWB chassis with a 130 turbo diesel engine	✓	✓
Single disc cd/radio	✓	✓
Power assisted steering	✓	✓
Rear view mirror with screen for reversing camera - activated when in reverse gear	✓	✓
Central cab door locking	✓	✓
Driver seat swivel	✓	✓
Passenger seat swivel	✓	✓
Abs braking / traction control	✓	✓
Driver & passenger airbag	✓	✓
Electrically heated & adjustable wing mirrors	✓	✓
<b>Exterior features</b>		
Rear corner steadies	✓	✓
Awning	✓	✓
Double glazed windows with concertina blinds & flyscreens	✓	✓
102 ltr capacity fresh water tank	✓	✓
91 ltr capacity waste tank	✓	✓
LPG gas tank - 20 litres useable capacity to supply cooker & fridge	✓	✓
Exterior access to storage under bed	✓	✓
External TV sockets	✓	✓
Awning light	✓	✓
Reversing camera	✓	✓
External BBQ point with adaptor	✓	✓
<b>Interior features</b>		
Awning light switched by control panel	✓	✓
Removable cab carpet	✓	✓
Under seat storage lockers	✓	✓
Overcab lockers with skyview fixed window	✓	✓
Cab & habitation curtains	✓	✓
Floor safe	✓	✓
Burner cooker/grill with electric hotplate	✓	✓
Microwave oven	✓	✓

	COTSWOLD	COTSWOLD EB
<b>Conversion specification</b>		
Flat screen TV on slide/swivel visible from bed and front bench seat	✓	✓
Spinflo sink with chinchilla glass lid, cutlery rack & drainer	✓	✓
Cutlery drawer	✓	✓
Paper towel holder	✓	✓
150 ltr capacity full height fridge / freezer	✓	✓
Webasto diesel electric water & space heater	✓	✓
Whale submersible water pump with push fit water fittings	✓	✓
Large bore waste pipework	✓	✓
100 ah leisure battery	✓	✓
1 x freestanding table	✓	✓
1 x wall mounted table	✓	✓
Over locker recessed led lighting	✓	✓
Dometic electric filter above cooker	✓	✓
Crockery set for 4 & carrier - no metal stripe	✓	✓
Manually adjustable rear bed	✓	✓
Smoke & carbon monoxide alarms	✓	✓
Fire extinguisher	✓	✓
Entrance step light	✓	✓
230v ac mains hook up cable	✓	✓
230v ac sockets x 4	✓	✓
<b>Shower room</b>		
Electric flush cassette toilet	✓	✓
Wash basin, vanity cupboard & mirror	✓	✓
Separate shower cubicle with folding doors	✓	✓
Separate shower cubicle	✓	✓
Heated towel rails - supplied from vehicle space heating	✓	✓
Toilet roll holder & chrome coat hooks x 2	✓	✓
Chrome shower head & mixer tap	✓	✓
Heater outlet	✓	✓

	COTSWOLD	COTSWOLD EB
<b>Weights &amp; Dimensions</b>		
Overall Length (mm)	7165 (23'6")	7165 (23'6")
Overall Height incl TV aerial	3015 (9'11")	3015 (9'11")
Overall Height excl TV aerial	2975 (9'9")	2975 (9'9")
Overall Width (mirrors folded) (mm)	2320 (7'7")	2320 (7'7")
Overall Width (mirrors extended) (mm)	2690 (8'10")	2690 (8'10")
Designated pass seats, inc driver	4	2
Berths	4	2
Front double bed (mm)	2100 x 1220 (6'11" x 4'0")	2100 x 1300 (6'11" x 4'3")
Front nearside single bed (mm)		1800 x 700 (5'11" x 2'4")
Front offside single bed (mm)		1890 x 700 (6'2" x 2'4")
Rear fixed double bed (mm)	1950 x 1270 (6'5" x 4'2")	

	COTSWOLD	COTSWOLD EB
<b>Weights &amp; Dimensions</b>		
Maximum Technically Permissible Laden Mass	4005kg	4005kg
Maximum User Payload Excluding Essential Habitation Equipment	694kg (130PS) 644kg (160PS)	729kg (130PS) 679kg (160PS)
Essential Habitation Equipment	123kg	123kg
Maximum User Payload Including Essential Habitation Equipment	571kg (130PS) 521kg (160PS)	606kg (130PS) 556kg (160PS)



[www.auto-sleepers.co.uk](http://www.auto-sleepers.co.uk)



This brochure does not constitute an offer by the Auto-Sleepers Group Ltd (Auto-Sleepers). It's the continual policy of Peugeot and Auto-Sleepers to seek to improve their vehicles in every way and so whilst every effort has been made to ensure the details set out in this brochure were correct at the time of going to press, they are unable to guarantee that no changes in specification have subsequently taken place. They therefore reserve the right to alter the specifications and price at any time without notice. Auto-Sleepers designs its Motorhomes to provide a variety of potential uses for its customers. Each vehicle features the optimum storage, fluid, seating and sleeping capabilities. While the customer enjoys this potential, they have the responsibility to select the proper combinations of loads without exceeding the chassis weight capacities. The car take back website ([www.cartakeback.com](http://www.cartakeback.com)) refers to the Peugeot website – visit [www.peugeot.co.uk](http://www.peugeot.co.uk). E&OE October 2009. Auto-Sleepers is a registered trademark of the Auto-Sleepers Group Limited. Please note that occasionally the base vehicle specification may vary and in such circumstances the individual vehicle price will be reflected accordingly.